
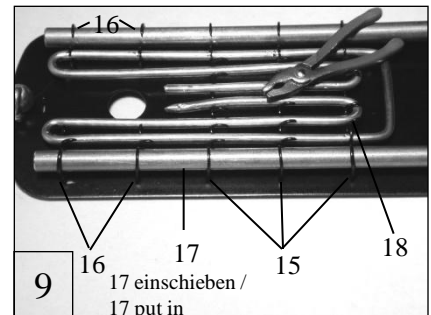






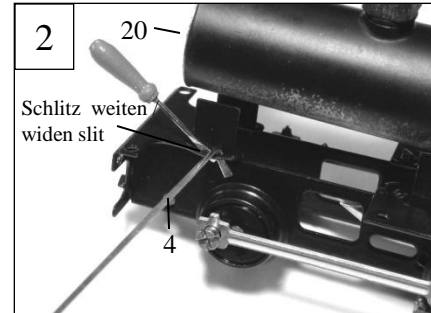



BAUSCHRITTE / MOUNTING STEPS




Stückliste / Part List

- | | | |
|----|--|---|
| 1 | Fahrwerk / Chassis | 1 |
| 2 | Schubstange 1. links, 1. rechts/ Push Rod 1. left, 1. right | 2 |
| 3 | Bundschraube / Screw | 4 |
| 4 | Kesselband / Boiler Bandage | 1 |
| 5 | Flammschutz / Flame Protection | 1 |
| 6 | Einfüllschraube / Boiler - Fill - Cap | 1 |
| 7 | Dichtring / Washer 3,5 x 1,5 mm | 1 |
| 8 | Aufbau / Body | 1 |
| 9 | Schrauben / Srew M 1,4 x 2,6 | 4 |
| 10 | Lampen / Lamp | 4 |
| 11 | Mittelpuffer / Buffer, middle | 2 |
| 12 | Puffer / Buffer | 2 |
| 13 | Anwerfachse / Starter Axle | 1 |
| 14 | Dach / Roof | 1 |
| 15 | Rohrhalter, groß / Tube Holder, large | 3 |
| 16 | Rohrhalter, klein / Tube Holder, small | 4 |
| 17 | Rohr, groß / Tube, large | 2 |
| 18 | Rohrmatte / Tube Mat | 1 |
| 19 | Schornstein / Chimney | 1 |
| 20 | Kessel / Boiler | 1 |
| 21 | Silikonschlauch / Silicon Hose 3x9 mm | 2 |
| 22 | Glocke / bell | 1 |
| 23 | Spritze / Syringe | 2 |



Hinweis zu Bild Nr.9:
- Haken aufbiegen ca. 90°
- Rohrmatte (18) einlegen
- Haken schließen

Note to picture No. 8
- open hooks 90°
- put in tube-mate (18)
- close hooks



**Viel Freude!
Have Fun!**

Änderungen welche die Funktion verbessern, können vorgenommen werden. *Small changes for better function can be do.*

Lutz Hielscher
Technische Spielwaren & Dampfmaschinen
Technical Toys & Steam Engines
Schmiedestraße 52, D-42279 Wuppertal

Tel.: +49 (0)202/66 40 52
Fax: +49 (0)202/66 46 06
info@hielscher-dampfmodelle.de
www.hielscher-dampfmodelle.de



Katalog (über 1.000 Artikel)
Catalogue (more than 1.000 articles)

Best.-Nr. / Order-No.: 010200